FAZA 1 — LUCRARI PREGATITOARE / PRELIMINARY WORKS
SMERA — ELEVATIE / ELEVATION — CURITCI

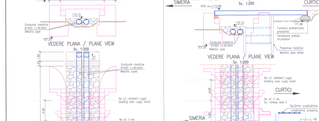

FAZA 1 — INTRODUCERE PODURI PRONZORII PE LINIA 1 CAPETE / STAGE 1 — INTRODUCING TEMPORARY BRIDGE ON LINE 1 END 1 — SECTIUNE LONGITUDINALA / LOGITUDINAL SECTION — Sc. 1:200



FAZA 1 — INTRODUCERE PODURI PRONZORII PE LINIA 1 CAPETE / STAGE 1 — INTRODUCING TEMPORARY BRIDGE ON LINE 1 END 1 — SECTIUNE LONGITUDINALA / LOGITUDINAL SECTION — Sc. 1:200



FAZA 1 — EXECUTIA LINIEI NOU INFRASTRUCTURE, CAPAT 1 / STAGE 1 — EXECUTION OF A NEW INFRASTRUCTURE, 1 END — SECTIUNE LONGITUDINALA / LOGITUDINAL SECTION — Sc. 1:200

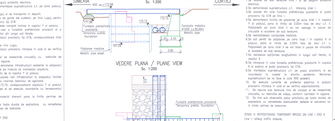

FAZA 1 — MUTAREA PODULUI PRONZORIU PE LINIA 1 CAPETE / STAGE 1 — REPOSITIONING TEMPORARY BRIDGE ON LINE 1 END 1 — SECTIUNE LONGITUDINALA / LOGITUDINAL SECTION — Sc. 1:200



FAZA 1 — MUTAREA PODULUI PRONZORIU PE LINIA 1 CAPETE / STAGE 1 — REPOSITIONING TEMPORARY BRIDGE ON LINE 1 END 1 — SECTIUNE LONGITUDINALA / LOGITUDINAL SECTION — Sc. 1:200

FAZA 1 — MUTAREA PODULUI PRONZORIU PE LINIA 1 CAPETE / STAGE 1 — MOVING TEMPORARY BRIDGE ON LINE 1 END — SECTIUNE LONGITUDINALA / LOGITUDINAL SECTION — Sc. 1:200



FAZA 1 — EXECUTIA SUPRASTRUCTURII PE LINIA 1 SI 2 / STAGE 1 — EXECUTION OF THE SUPERSTRUCTURE ON LINE 1 AND 2 — SECTIUNE LONGITUDINALA / LOGITUDINAL SECTION — Sc. 1:200

FAZA 1 — EXECUTIA SUPRASTRUCTURII PE LINIA 1 SI 2 / STAGE 1 — EXECUTION OF THE SUPERSTRUCTURE ON LINE 1 AND LUGOJ — SECTIUNE LONGITUDINALA / LOGITUDINAL SECTION — Sc. 1:200

NOTE:
1. Dimensiunile care caracterizeaza podul si cadrul de rezemare provizoriu sunt date pe desenele de detaliu.
2. Pentru detaliile privind dimensiunea grinzilor prefabricate care formeaza podul provizoriu, a se consulta Proiectul de Specialitate.

NOTES:
1. Dimensions characterizing the temporary prefabricated girder supporting bridge and the temporary bridge supporting frame are shown on the detail drawings.
2. For details about the dimensions of the temporary bridge girders, refer to the Specialty Project.

Proiectul plan anularea si introducerea versiunea anterioara / Project plan cancel and replaces previous version

Ministerul Transportului / Ministry of Transport			
European Investment Bank	MINISTERUL TRANSPORTURILOR / MINISTRY OF TRANSPORTS		
BENEFICIAR / BENEFICIARY: COMPANIA NATIONALA CAI FERATE "CFR" SA			
PROIECTANT / DESIGNER: PÖYRY		Data / Date	Semnatura / Signature
Aprobat / Approved	Sef de echipa Team leader	D. Teodorescu	01.2013
Verificat / Checked	Expert Cheie / Key Expert	B. Teodorescu	01.2013
Subproiectant / Subcontractor: VIOTOP			
Aprobat / Approved	Adjunct Sef de echipa / Deputy Team leader	A.M. Balau	01.2013
Proiectat / Designed	Inginer / Engineer	T.TOMA	01.2013

"Realizarea liniei cu Podul 1 Curtici - Simeria, parte componenta a Coridorului IV Paneuropean - Modernizare linie Curtici - Simeria, etapa I"
"Contract 3: Curtici - Simeria"

"Realizarea of the Railway Line Bridge 1 Curtici - Simeria, component Part of the IV Pan - European Corridor - Modernization of the Railway Line Curtici - Simeria, Stage I"
"Section 3: Curtici - Simeria"

Proiectat (Project) / Desenat (Drawn): TEHNOLOGIA DE EXECUTIE / TECHNOLOGICAL PROCESS
PROJ / BRIDGE
XLR FIL (DGN) | SGN-IZEL-A0 | XREF:XLR | SGN-IN50.DGN

Scara / Scale	Cod Proiect / Project Code	Nr / No.
1:50; 1:200	PT.03.02.00.00.00.00.00.04	04
	1 / 04.2013	